



SHIFTING THE LIMITS

FRONIUS SMART METER

/ Measuring power consumption, feed-in and surplus energy in the home



/ The Fronius Smart Meter is a bidirectional meter which optimises self-consumption and records the household's load curve. Thanks to highly accurate measurements and rapid communication via the Modbus RTU interface, dynamic feed-in control when feed-in limits are imposed is faster and more accurate than with the S0 meter. Together with Fronius Solar.web, the Fronius Smart Meter presents a clear overview of power consumption. In the Fronius Energy Package storage solution, the Fronius Smart Meter provides perfectly coordinated management of the various energy flows and optimises overall energy management. The Fronius Smart Meter is ideally suited for use with the Fronius Symo, Fronius Symo Hybrid, Fronius Galvo, Fronius Primo, Fronius Eco inverters and the Fronius Datamanager 2.0.

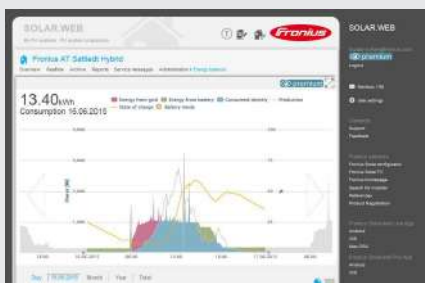
FRONIUS SMART METER

TECHNICAL DATA	FRONIUS SMART METER 63A-1 residential	FRONIUS SMART METER 63A-3 residential	FRONIUS SMART METER 50ka-3 commercial
Nominal voltage	230 – 240 V	400 – 415 V	400 – 415 V
Max. current	1 x 63 A	3 x 63 A	3 x 50,000 A ¹⁾
Cable cross-section, power path	1 – 16 mm ²	1 – 16 mm ²	0.05 - 4 mm ²
Cable cross-section, communication	0.05 – 4 mm ²	0.05 – 4 mm ²	0.05 – 4 mm ²
Installation	DIN rail	DIN rail	DIN rail
Housing (width)	2 pole DIN 43880	4 pole DIN 43880	4 pole DIN 43880
Measurement (mm)	89 x 35 x 65.6	89 x 71.2 x 65.6	89 x 71.2 x 65.6
Accuracy class	1	1	1
Interface to inverter	Modbus RTU (RS485)	Modbus RTU (RS485)	Modbus RTU (RS485)
Display	6-digit LCD	8-digit LCD	8-digit LCD
Connection for measurement (current)	Direct connect	Direct connect	Via current transducers (CTs) ²⁾

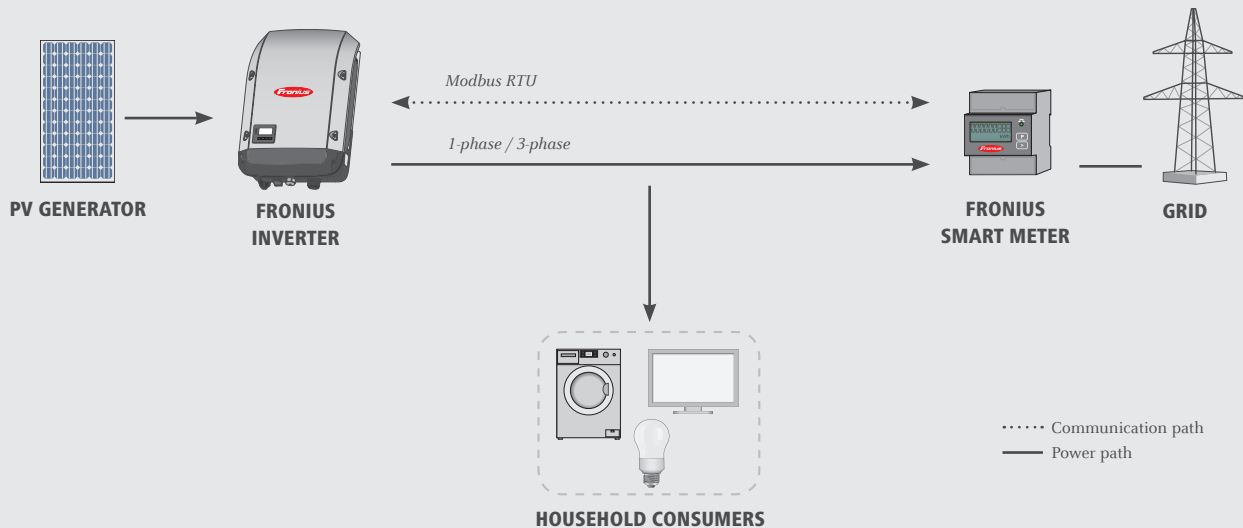
¹⁾ CTs with 5A secondary output ²⁾ CTs are not included in Smart Meter

THE ADVANTAGES AT A GLANCE

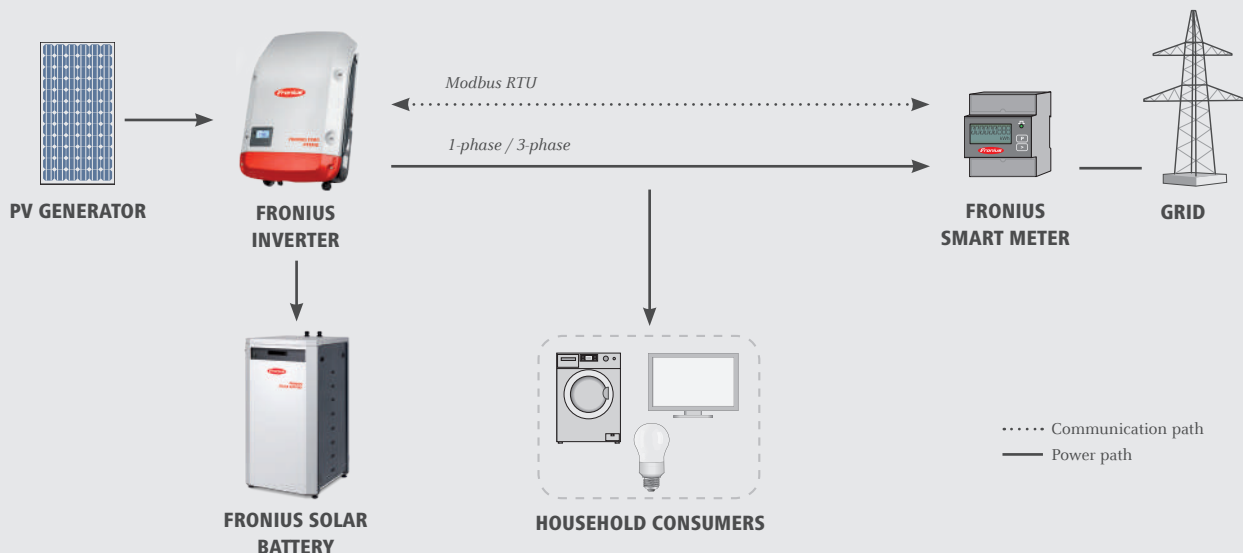
- / Fast and accurate dynamic feed-in control
- / Clear overview of power consumption, feed-in and surplus energy in Fronius Solar.web
- / Optimised energy management with the Fronius Energy Package storage solution



GRID CONNECTED CONFIGURATION DIAGRAM



STORAGE SOLUTION CONFIGURATION DIAGRAM



/ The Fronius Smart Meter is compatible with all inverters with an RS485 interface (Modbus RTU). The Fronius Smart Meter works in conjunction with the Fronius Datamanager 2.0 for the Fronius IG¹⁾, Fronius IG Plus and Fronius CL inverters, whereas the Fronius Datamanager Box 2.0 is used with the Fronius IG TL, Fronius Agilo and Fronius Agilo TL inverters. The Fronius Smart Meter can be retrofitted at any time together with the Fronius Datamanager 2.0 in inverters that have already been installed.

¹⁾ Power reduction is not possible.

/ Perfect Welding / Solar Energy / Perfect Charging

WE HAVE THREE DIVISIONS AND ONE PASSION: SHIFTING THE LIMITS OF POSSIBILITY.

/ Whether welding technology, photovoltaics or battery charging technology – our goal is clearly defined: to be the innovation leader. With around 3,000 employees worldwide, we shift the limits of what's possible - our record of over 1,000 granted patents is testimony to this. While others progress step by step, we innovate in leaps and bounds. Just as we've always done. The responsible use of our resources forms the basis of our corporate policy.

Further information about all Fronius products and our global sales partners and representatives can be found at www.fronius.com

v04 Nov 2014 EN

Fronius Australia Pty Ltd.
90-92 Lambeck Drive
Tullamarine VIC 3043
Australia
pv-sales-australia@fronius.com
www.fronius.com.au